


# Bounce now

## Home Study Worksheets



Home Study Notes:

---

---

---

Parent Signature \_\_\_\_\_



LESSON  
**3**  
page 6

- 1 Write the name of your English book.

Today's  
grammar



Bounce

Now

- 2 Make a name label for your English book.



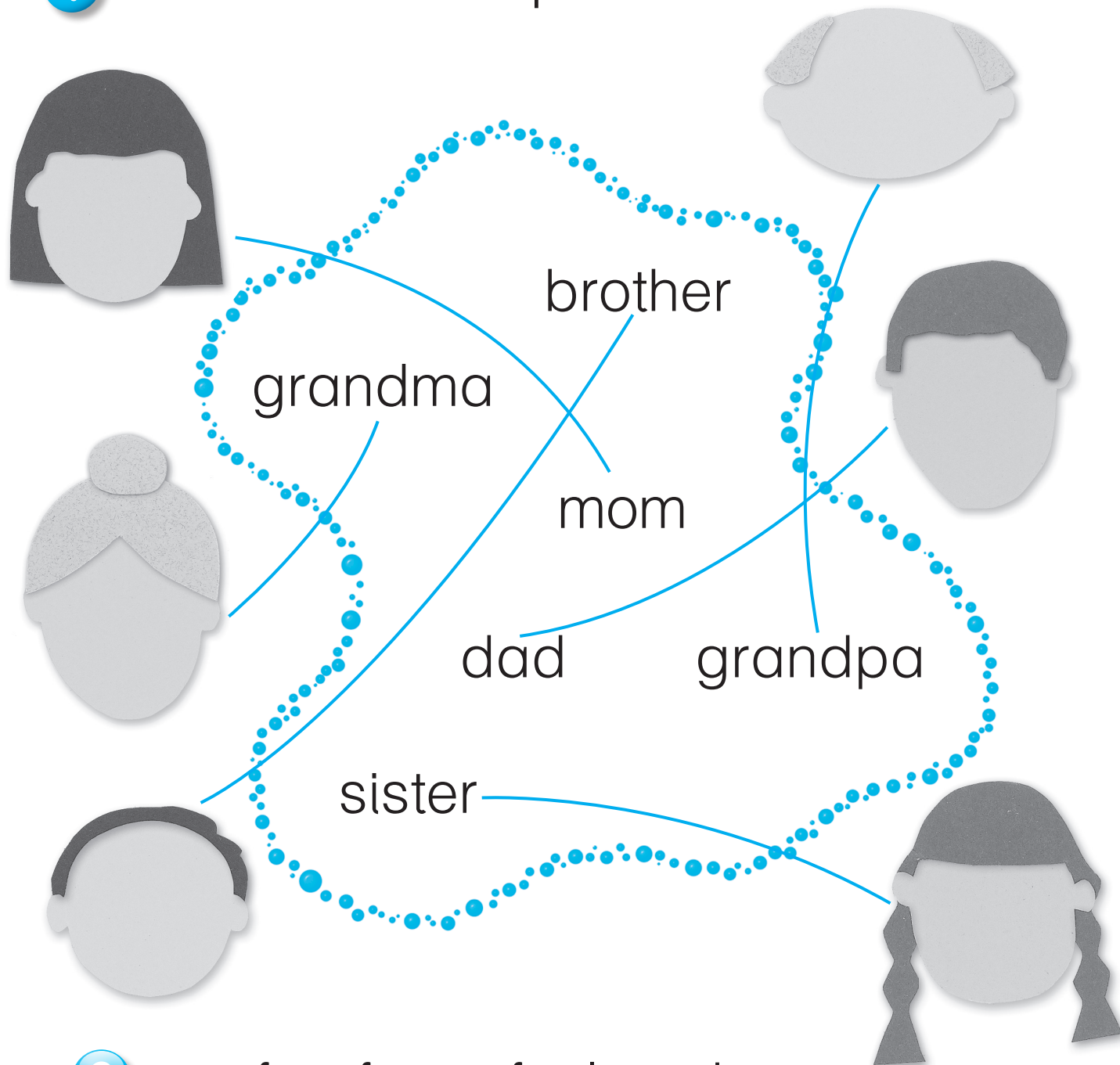
Name: Student's own answer.

Class: Student's own answer.

Home Study Notes:

Parent Signature \_\_\_\_\_

1 Match the words to the pictures.



2 Draw faces for your family members.  
Students draw the faces in their notebooks..



---

---

---

Parent Signature \_\_\_\_\_

- 1 Complete your family tree.  
Student's own pictures.



- 2 Write.  
Student's own answer.



Home Study Notes:

---



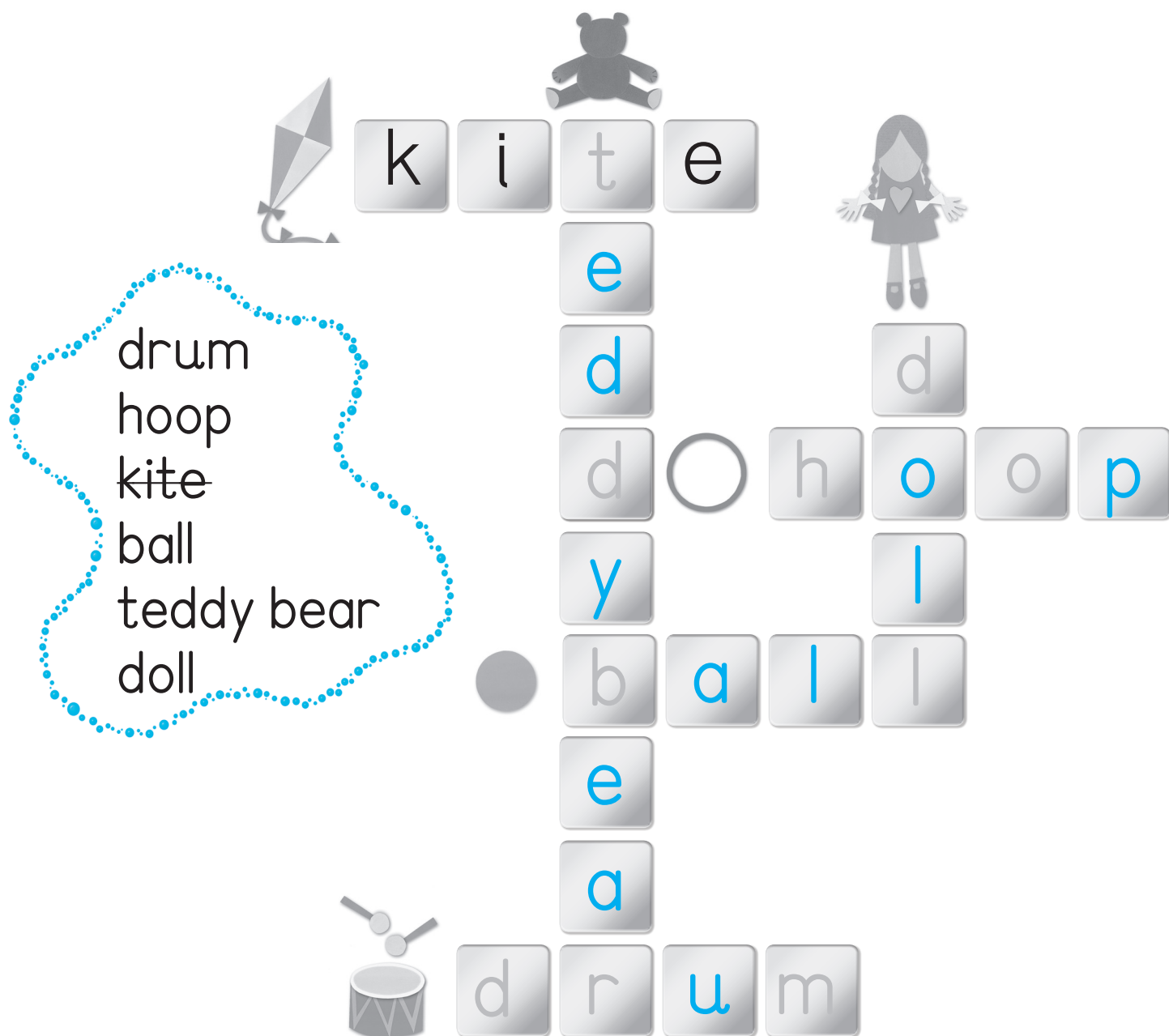
---



---

Parent Signature \_\_\_\_\_

1 Write the words in the puzzle.



---

---

---

---

Parent Signature \_\_\_\_\_

**1** Color the toys you have.

Students color the toys they have.

Today's  
grammar



**2** Write about a toy you have.

I have a Student's own answer.

Home Study Notes:

---

---

---

Parent Signature \_\_\_\_\_

1 Read the sentences.

Today's  
grammar

I have a kite.  
It's red.



2 Draw the toy.

Student's own drawing.

---

---


---

---


Parent Signature \_\_\_\_\_

1 Circle.

Today's  
grammar



a / an iguana



a / an alligator




a / an rabbit



a / an cat

2 Write.



an owl



a dog

Home Study Notes:

Parent Signature \_\_\_\_\_

1 Find the words. Write them.

1

l i o n



2

m o n k e y




3

e l e p h a n t



4

d o g



2 Match and color.

Students match and color the animals.

Parent Signature \_\_\_\_\_


1 Read and draw.




1 It isn't a cat. It's an owl.



3 It isn't a lion. It's a tiger.



2 It isn't an ostrich.  
It's a giraffe.



4 It isn't a dog.  
It's an alligator.



Home Study Notes:

---

---

---

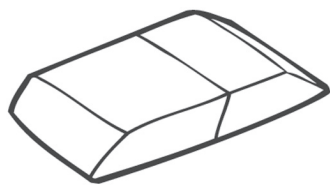
Parent Signature \_\_\_\_\_

Today's  
grammar

- 1 Complete the color words.  
Write the words in the correct color.




It's an orane pencil.



green

It's a green eraser.



It's a blue book.

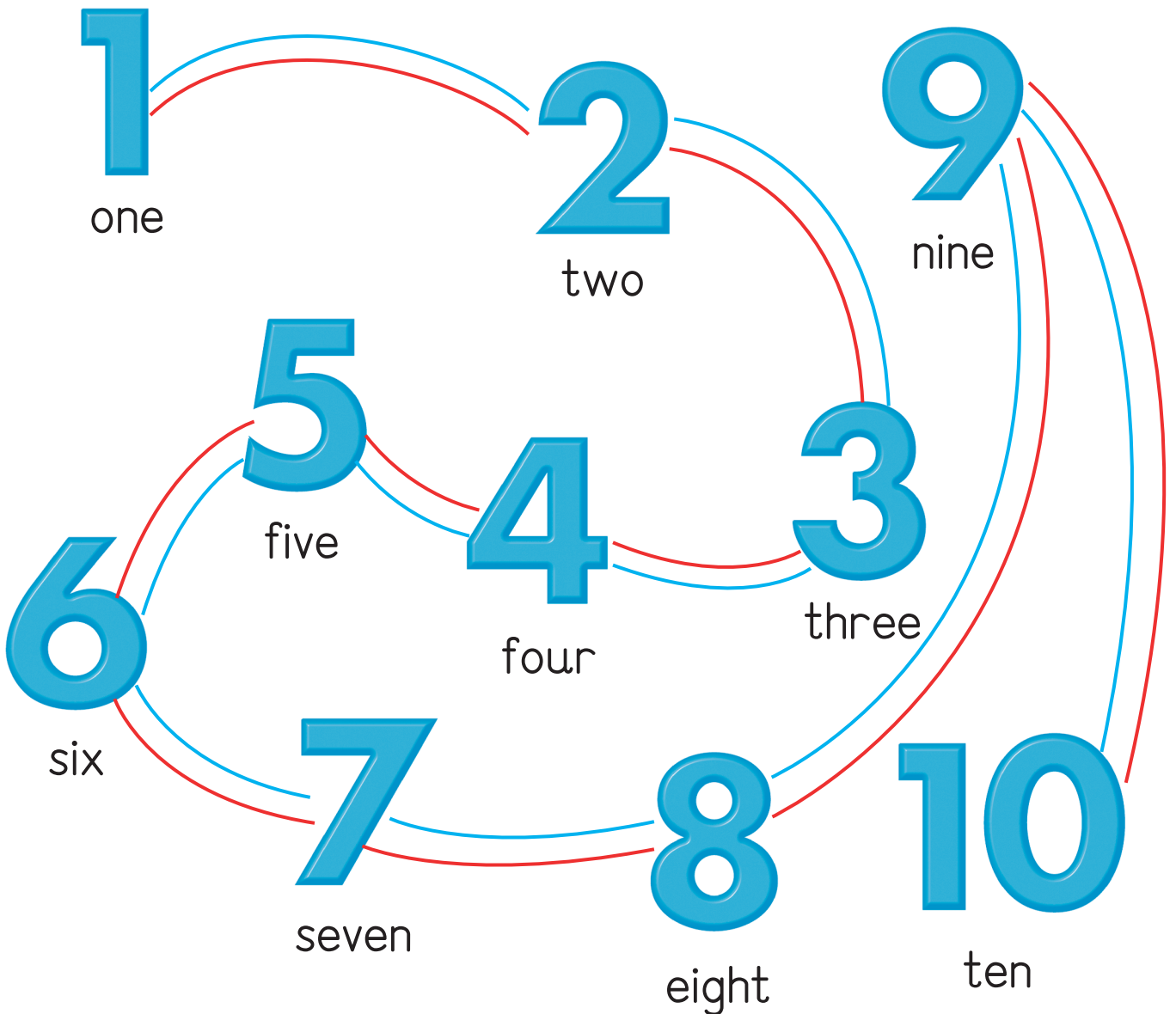


It's a red ruler.

- 2 Write the sentences in exercise 1.

Parent Signature \_\_\_\_\_

1 Join the numbers from 1–10 in blue.



2 Join the numbers from 10–1 in red.

Home Study Notes:

---

---

---


---

Parent Signature \_\_\_\_\_

**Today's  
grammar**

- 1** Complete the sentences.  
Color the pictures.  
Students color the pictures.

**1**




I'm four.

**3**




I'm six.

**2**



I'm one.

**4**



I'm three.

---









---



---

Parent Signature \_\_\_\_\_

**1** Match the parts of the words and the pictures.

<b>1</b>	sh	cycle	
<b>2</b>	tr	ck	
<b>3</b>	tru	ar	
<b>4</b>	c	plane	
<b>5</b>	air	ip	
<b>6</b>	bi	ain	

*(Note: The connections shown in the image are: sh to ship, cycle to bicycle, ck to truck, ar to car, plane to airplane, ip to ship, c to car, tru to truck, air to airplane, bi to bicycle, and ain to train.)*

---

---

---


---

Parent Signature \_\_\_\_\_


**1** Circle *Yes, it is.* or *No, it isn't.*

Today's  
grammar


**1**




**2**



**3**



**4**




**1** Is it a train? Yes, it is. / No, it isn't.

**2** Is it a ship? Yes, it is. / No, it isn't.

**3** Is it a bicycle? Yes, it is. / No, it isn't.


**4** Is it a truck? Yes, it is. / No, it isn't.

**2** Circle two puzzle pieces to make a car.



Parent Signature \_\_\_\_\_

# 1 Read and color.



1 = orange

3 = black

5 = blue


7 = purple

2 = red

4 = pink

6 = yellow

# 2 Answer the questions with Yes, it is. or No, it isn't.



Is it green?

No, it isn't.

Is it brown?

No, it isn't.

Is it red?


Yes, it is.

Is it purple?

Yes, it is.



- 1 Look at the pictures.  
Find and circle the words.




- 2 Match the words to the pictures.

Parent Signature \_\_\_\_\_

1 Write the correct words for the pictures.

Today's  
grammar


in on under



o n



i n



u n d e r

2 Color the pictures.

Students color the pictures.


Home Study Notes:

---

---

---

Parent Signature \_\_\_\_\_

**1** Circle the answers.Today's  
grammar**1** Where's the hoop?

It's upstairs. It's in the bathroom. It's on the bed.  
It's downstairs. It's in the bedroom. It's on the table.

**2** Where's the drum?

It's upstairs. It's in the dining room. It's on the shelf.  
It's downstairs. It's in the living room. It's on the table.

**3** Where's the teddy bear?

It's upstairs. It's in the bathroom. It's under the chair.  
It's downstairs. It's in the bedroom. It's under the bed.

**4** Where's the train?

It's upstairs. It's in the kitchen. It's in the drawer.  
It's downstairs. It's in the dining room. It's in the closet.

---



---



---

Parent Signature \_\_\_\_\_

- 1** Unscramble the letters.  
Complete the sentences.

Today's  
grammar




s i g p

**1** They're pigs.



k d c u s

**2** They're ducks.



o s c w

**3** They're cows.



n e h s

**4** They're hens.

- 2** Draw a picture of a different farm animal.  
Write a sentence.


Student's own picture.

They're Student's own answer.


Home Study Notes:

Parent Signature \_\_\_\_\_


1 Complete the questions. Color the pictures.



1 What are they?  
They're red apples.



3 What are they?  
They're orange oranges.



2 What are they?  
They're yellow  
bananas.



4 What are they?  
They're green pears.

Parent Signature \_\_\_\_\_


- 1 Look at the pictures. Complete the sentences with *They're* or *They aren't*.

Today's  
grammar

1 They aren't lemons. They're bananas.




2 They're plums.




3 They aren't apples.

They're lemons




4 They aren't bananas.

They're oranges.



5 They're pears.



6 They aren't lemons.

They're apples.





Home Study Notes:

---

---


---

---

Parent Signature \_\_\_\_\_

**1** Think of an animal. Draw three.

**Today's  
grammar**



**2** Color your animals. Use three different colors.

Students color their animals.

**3** Answer the question. Circle the colors.

What colors are they? Student's own answer.


They're

green	pink	purple	orange
red	white	blue	brown
gray	yellow	beige	black


Parent Signature \_\_\_\_\_

1 Color the pictures. Write.


Today's  
grammar




1 They're blu  
butterflies.




4 They're purpl  
trees.




2 They're pink  
ladybugs.



5 They're re  
sqirrels.



3 They're green  
birds.



Home Study Notes:


Parent Signature \_\_\_\_\_

Today's  
grammar


## 1 Color each car.




men



women



boys



girls



red



green



blue



yellow

## 2 Write sentences about the pictures.

1 The men are in the b l u e car.2 The women are in the r e d car.3 The boys are in the y e l l o w car.4 The girls are in the g r e e n car.

Home Study Notes:

---

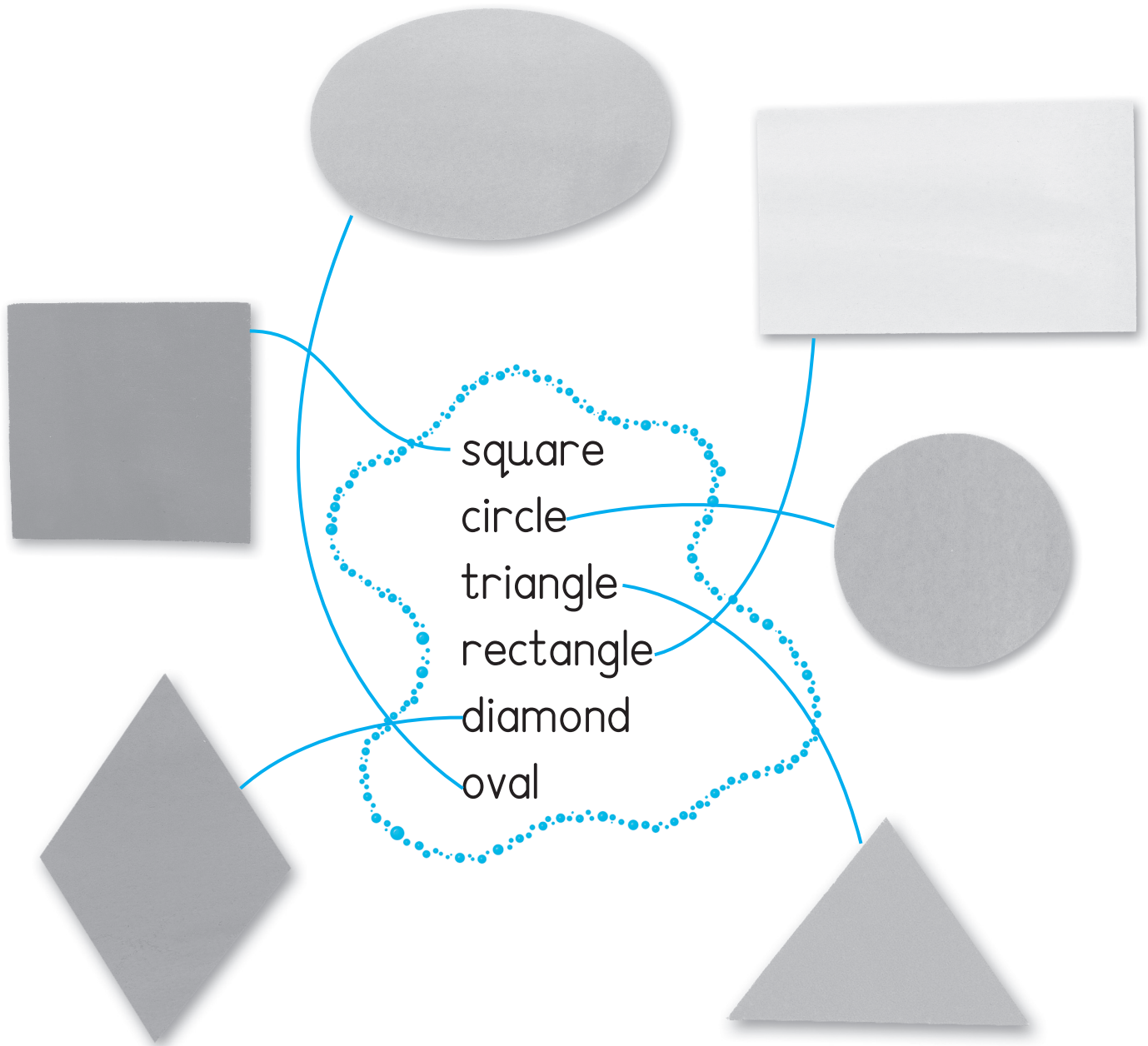
---

---


---

Parent Signature \_\_\_\_\_

1 Match the words to the pictures.



2 Draw a blue circle.



Home Study Notes:

---

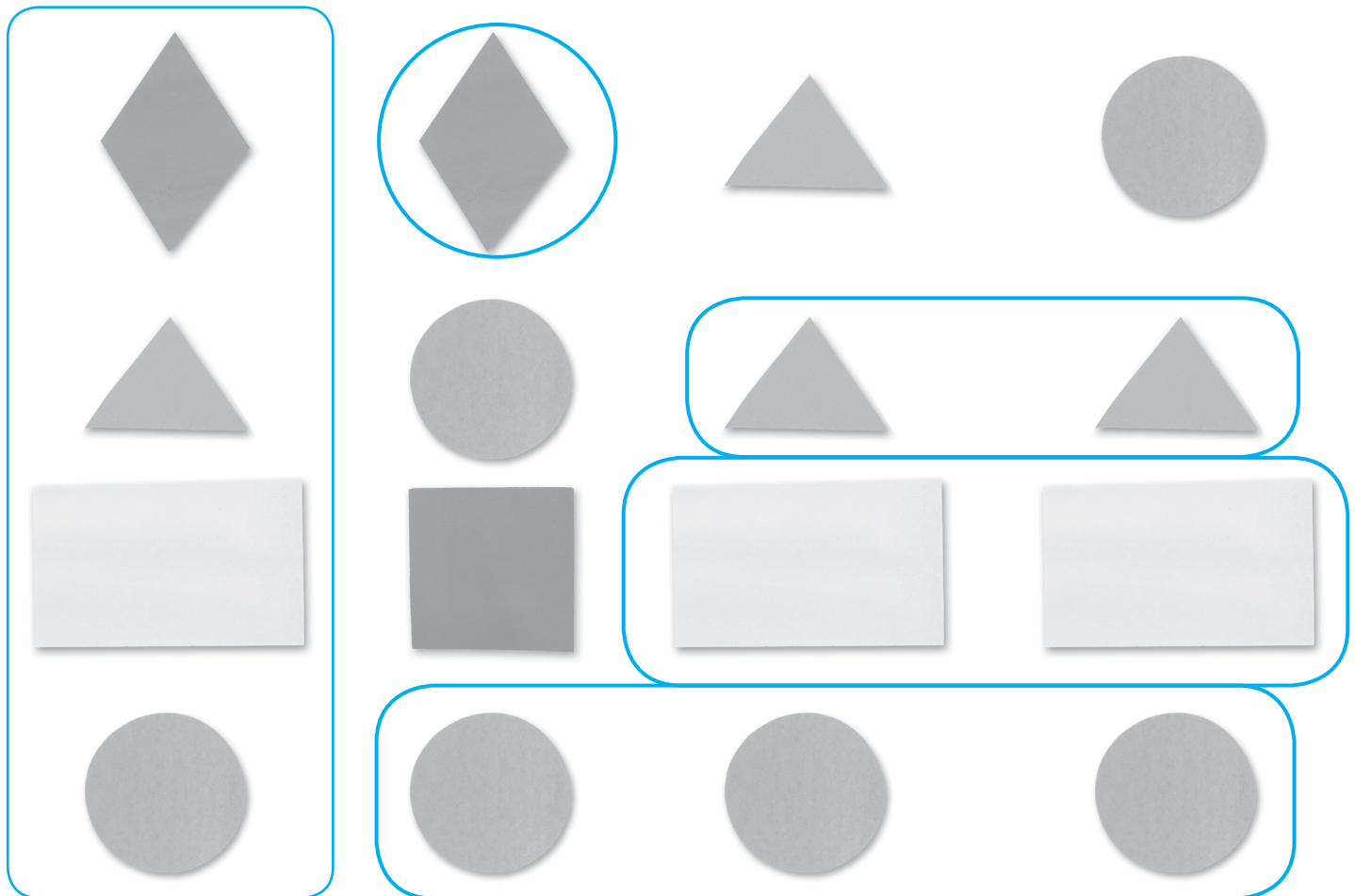
---

---

---

Parent Signature \_\_\_\_\_

**1** Find and circle the shapes that are the same.



**2** Count and answer about all the shapes.

- 1** How many circles are there? There are six.
- 2** How many triangles are there? There are four.
- 3** How many rectangles are there? There are three.

Parent Signature \_\_\_\_\_

**1** Complete the math problems.

**1**  +  = n i n e

**2**  +  = s i x

**3**  +  = e i g h t

**4**  +  = e i g h t